

Instructions


Learn to Count Flashcards

1. Print the flashcards.
2. Cut along the dotted line creating to halves.
3. Fold the halves down the middle so that the picture is on one side and the number is on the other.
4. You now have two Learn to Count flashcards. Repeat for each page that you printed.
5. Optional. You may tape the non-folded edge to keep the flashcard from opening up. You can also laminate them to create a permanent set!

EducationCreation.com
Creating Smart Kids

About EducationCreation.com...

EducationCreation.com is a website where kids can play free online educational games. Teachers and parents can find printable flashcards and worksheets, like this one, for offline use. The games are appropriate for all ages and skill levels and the content is 100% free.



www.educationcreation.com

1


www.educationcreation.com



www.educationcreation.com

2


www.educationcreation.com



www.educationcreation.com

3


www.educationcreation.com



www.educationcreation.com

4


www.educationcreation.com



www.educationcreation.com

5


www.educationcreation.com



www.educationcreation.com

6


www.educationcreation.com



www.educationcreation.com

7


www.educationcreation.com



www.educationcreation.com

8


www.educationcreation.com



www.educationcreation.com

9

www.educationcreation.com



www.educationcreation.com

10

www.educationcreation.com